

# ProGuard™

Multi Purpose Freehand Accessory

Stock No. 40-022

Thank you for purchasing ProGuard for use with ProLift top adjust router systems and ProPlate aluminum insert plates. ProGuard is a multipurpose freehand routing accessory that incorporates a starting pin/fulcrum, bit guard and dust collection all in one!

Be sure to take a look at the entire line of Bench Dog Tools online at [www.benchdog.com](http://www.benchdog.com).

## Bench Dog, Inc.

3310 5th St. NE  
Minneapolis, MN 55418


612.782.8205 main  
612.788.2518 fax  
800.786.8902 toll free  
info@benchdog.com  
[www.benchdog.com](http://www.benchdog.com)

## Contents of Bag


1	dust cage
1	clear polycarbonate shield
2	1/4-20 x 2-1/4" cap screws
1	1/4-20 x 1" cap screw
3	1/4" washers
1	3/16" hex wrench



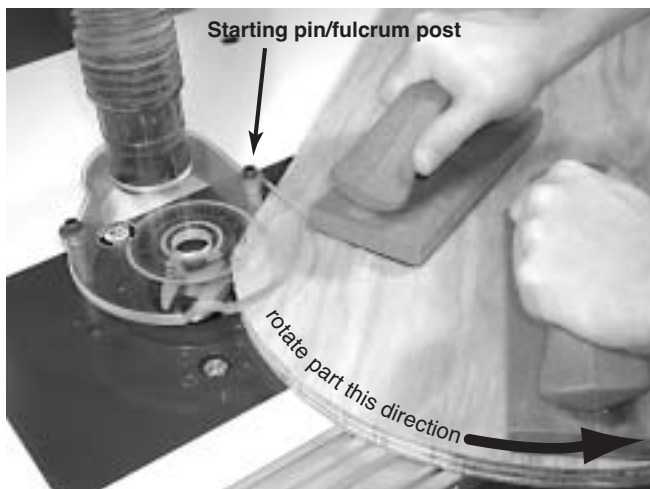
**Step 1. Attach polycarbonate shield to the dust cage.**  
Using the 1/4-20 x 1" cap screw, attach the polycarbonate shield to the dust cage.



**Step 2. Attach ProGuard to the plate.**  
Using the (2) 1/4-20 x 2-1/4" cap screws, attach ProGuard to the plate through the starting pin/fulcrum posts.



**Step 3. Attach dust collection hose to port.**  
Connect your dust collection hose to the 2 -1/4" port.



**Step 4. Using ProGuard.**  
Position stock against starting pin/fulcrum post and engage the bit, as shown. Always feed against the cutter rotation. Do not climb feed.



**Extra clearance option.**  
To gain a little more vertical clearance under the polycarbonate shield, remove the cap screws and washers, place the washers under the shield, and repeat steps 1 and 2.